

PDF Document

CRYPTO PROS

Getting Started Guide



What Is Crypto Pros

Crypto Pros is an Advertising / Income online platform. Each advertising pack purchase gives you text advertising credits, 125 x 125 banner advertising credits and login ad advertising credits.

The comp plan has two core components. There are 10 levels of fast moving 2 x 3 matrices and daily passive income in the form of an activity bonus. Each advertising purchase allows you to earn back 300% or three times the purchase price by actively sharing Crypto Pros with others and/or through the passive daily activity bonus.

Passive Income - Revenue Share Activity Bonus

A percentage of the revenue on each purchase and each renewal of all 10 levels is placed in the Revenue Share Activity Pool. Each day we distribute 1% of the total pool for each level via equal shares to members that log into their account and watch one 15 second login ad. To receive the Revenue Share Activity Bonus you need to have an active matrix.

Example: if the member is active on levels 1 and 2 and log in they will receive the level 1 and 2 Revenue Share Activity Bonus. If the member is active in all 10 levels they will receive the Revenue Share Activity Bonus for all 10 levels.

The income is capped at 300% combined Matrix and Revenue Share Activity Bonus at each of the 10 levels. The level will auto renew as soon as you have earned 300% providing you have enough funds in your Available Balance to renew the level. If you do not have enough funds you can make a deposit and then the level will auto renew.

10 Level Matrix Income

Crypto Pros has 10 levels 2 x 3 fast moving matrices. The income on each level is capped at 300% and then the level can be renewed allowing you to continue to earn matrix income and passive income over and over at each level.

Level 1

Level 1 is \$5 USD. The payout is \$.50 on levels 1 and 2 and \$1.50 on level 3. The income is capped at \$15 (matrix and revenue share combined) on Level 1. When the total income earned from Level 1 reaches \$15 the level will auto renew providing the member has \$5 USD in their available balance. If the member does not have \$5 USD in their available balance Level 1 income will stop until they deposit and renew Level 1.

Level 2

Level 2 is \$10 USD. The payout is \$1.00 on levels 1 and 2 and \$3.00 on level 3. The income is capped at \$30 (matrix and revenue share combined) on Level 2. When the total income earned from Level 2 reaches \$30 the level will auto renew providing the member has \$10 USD in their available balance. If the member does not have \$10 USD in their available balance Level 2 income will stop until they deposit and renew Level 2.

Level 3

Level 3 is \$15 USD. The payout is \$1.50 on levels 1 and 2 and \$4.50 on level 3. The income is capped at \$45 (matrix and revenue share combined) on Level 3. When the total income earned from Level 1 reaches \$45 the level will auto renew providing the member has \$15 USD in their available balance. If the member does not have \$15 USD in their available balance Level 3 income will stop until they deposit and renew Level 3.

Level 4

Level 4 is \$20 USD. The payout is \$2.00 on levels 1 and 2 and \$6.00 on level 3. The income is capped at \$60 (matrix and revenue share combined) on Level 4. When the total income earned from Level 4 reaches \$60 the level will auto renew providing the member has \$20 USD in their available balance. If the member does not have \$20 USD in their available balance Level 4 income will stop until they deposit and renew Level 4.

Level 5

Level 5 is \$25 USD. The payout is \$2.50 on levels 1 and 2 and \$7.50 on level 3. The income is capped at \$75 (matrix and revenue share combined) on Level 5. When the total income earned from Level 5 reaches \$75 the level will auto renew providing the member has \$25 USD in their available balance. If the member does not have \$25 USD in their available balance Level 5 income will stop until they deposit and renew Level 5.

Level 6

Level 6 is \$30 USD. The payout is \$3.00 on levels 1 and 2 and \$9.00 on level 3. The income is capped at \$90 (matrix and revenue share combined) on Level 6. When the total income earned from Level 6 reaches \$90 the level will auto renew providing the member has \$30 USD in their available balance. If the member does not have \$30 USD in their available balance Level 6 income will stop until they deposit and renew Level 6.

Level 7

Level 7 is \$35 USD. The payout is \$3.50 on levels 1 and 2 and \$10.50 on level 3. The income is capped at \$105 (matrix and revenue share combined) on Level 7. When the total income

earned from Level 7 reaches \$105 the level will auto renew providing the member has \$35 USD in their available balance. If the member does not have \$35 USD in their available balance Level 7 income will stop until they deposit and renew Level 7.

Level 8

Level 8 is \$40 USD. The payout is \$4.00 on levels 1 and 2 and \$12.00 on level 3. The income is capped at \$120 (matrix and revenue share combined) on Level 8. When the total income earned from Level 8 reaches \$120 the level will auto renew providing the member has \$40 USD in their available balance. If the member does not have \$40 USD in their available balance Level 8 income will stop until they deposit and renew Level 8.

Level 9

Level 9 is \$45 USD. The payout is \$4.50 on levels 1 and 2 and \$13.50 on level 3. The income is capped at \$135 (matrix and revenue share combined) on Level 9. When the total income earned from Level 9 reaches \$135 the level will auto renew providing the member has \$45 USD in their available balance. If the member does not have \$45 USD in their available balance Level 9 income will stop until they deposit and renew Level 9.

Level 10

Level 10 is \$50 USD. The payout is \$5.00 on levels 1 and 2 and \$15.00 on level 3. The income is capped at \$150 (matrix and revenue share combined) on Level 10. When the total income earned from Level 10 reaches \$150 the level will auto renew providing the member has \$50 USD in their available balance. If the member does not have \$50 USD in their available balance Level 10 income will stop until they deposit and renew Level 10.

The total needed for all 10 levels is \$275. If the member is active in all 10 levels they should plan to leave a minimum of \$275 in their available balance to guarantee they always remain active in all 10 levels and never miss a matrix or passive income payout.

What Product Do I Receive When I Purchase?

Our product is online advertising. Most network marketers have other online opportunities to promote and we have a laser targeted niche of online marketers that have crypto and know how to transact crypto. Many of our members are always looking for additional streams of income.

With each purchase and re-entry after cycling the member received Login Ad Credits, Banner Ad Credits and Text Ad Credits. The exact number of credits is listed below; however, it is at a ratio of \$1 = 10 Login Ad Credits + 100 Banner Ad credits + 100 Text Ad Credits.

Level 1: \$5 USD (50 Login Ad Credits, 500 Banner Credits, 500 Text Ad Credits)

Level 2: \$10 USD (100 Login Ad Credits, 1,000 Banner Credits, 1,000 Text Ad Credits)

Level 3: \$15 USD (150 Login Ad Credits, 1,500 Banner Credits, 1,500 Text Ad Credits)

Level 4: \$20 USD (200 Login Ad Credits, 2,000 Banner Credits, 2,000 Text Ad Credits)

Level 5: \$25 USD (250 Login Ad Credits, 2,500 Banner Credit, 2,500 Text Ad Credits)

Level 6: \$30 USD (300 Login Ad Credits, 3,000 Banner Credit, 3,000 Text Ad Credits)

Level 7: \$35 USD (350 Login Ad Credits, 3,500 Banner Credits, 3,500 Text Ad Credits)


Level 8: \$40 USD (400 Login Ad Credits, 4,000 Banner Credits, 4,000 Text Ad Credits)

Level 9: \$45 USD (450 Login Ad Credits, 4,500 Banner Credits, 4,500 Text Ad Credits)

Level 10: \$50 USD (500 Login Ad Credits, 5,000 Banner Credits, 5,000 Text Ad Credits)

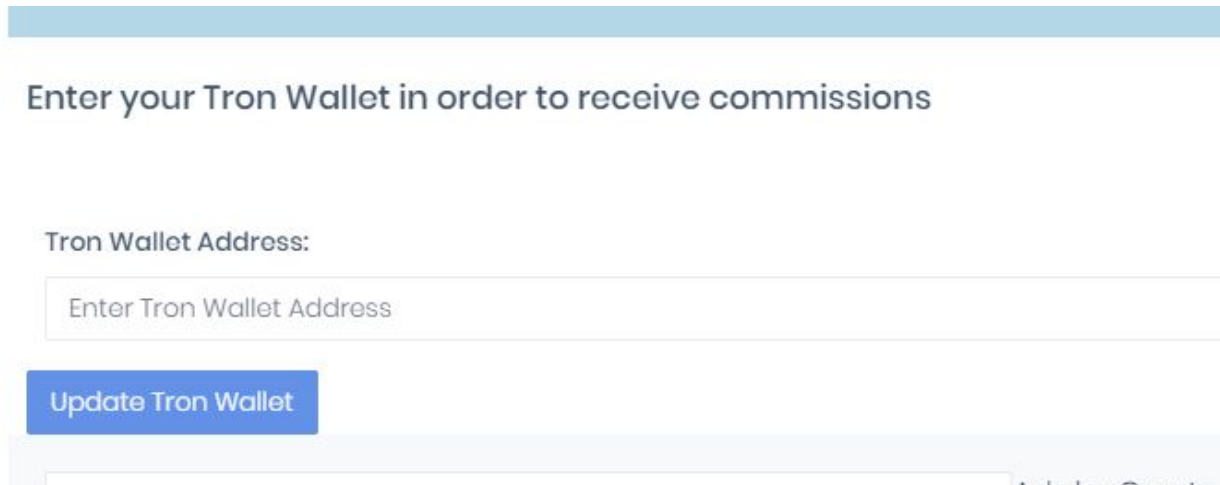
Getting Started

Getting started with Crypto Pros is very simple. First, sign up with your sponsor's referral link. Please double check to ensure you are registering with the correct sponsor as this can not be changed after registration.



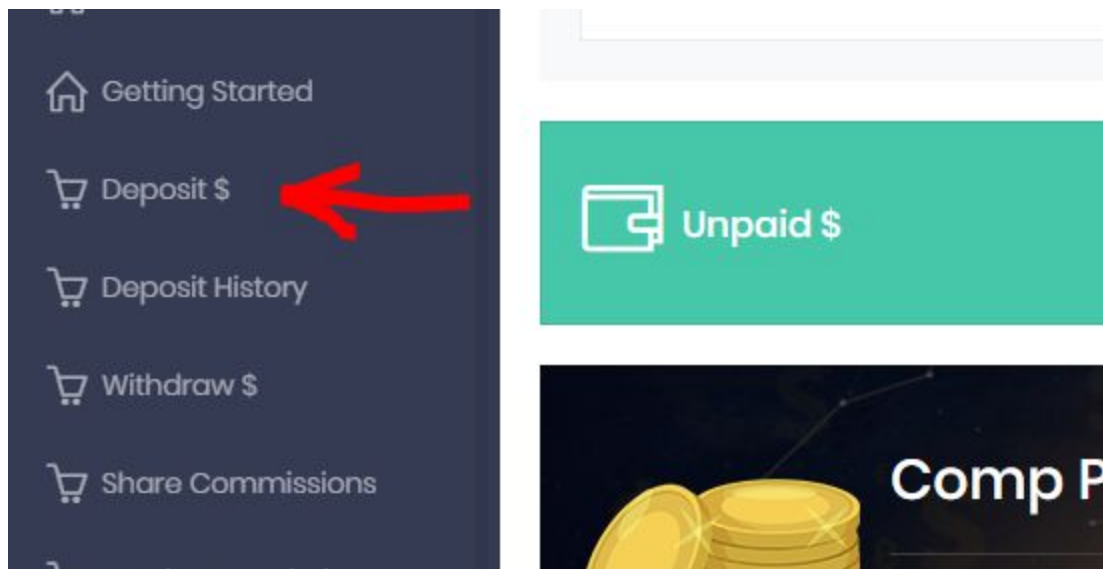
The image shows a registration form for CryptoPros. At the top is the CryptoPros logo, which consists of three gold coins and the text "CryptoPros" in a stylized font. Below the logo, there is a "Sponsor" field with the value "6". Underneath the sponsor field, there is a link that says "Not your Sponsor, [Click Here](#)". The form contains six input fields, each with a user icon on the left and a "B" icon on the right: "First Name", "Last Name", "Email Address", "Username", "Password", and "Confirm Password". Below the input fields, there is a line of text: "You are **agreeing** to our **Terms and Conditions** by pressing the Register Button." At the bottom of the form, there is a large yellow button labeled "REGISTER" and a smaller yellow button labeled "CLICK HERE TO GO TO HOMEPAGE".

After registration the member needs to log into their account and enter their TRON Wallet for withdrawals. You can not do anything until you enter and save your TRX Wallet Address for withdrawals.



The screenshot shows a form titled "Enter your Tron Wallet in order to receive commissions". It features a label "Tron Wallet Address:" followed by a text input field containing the placeholder "Enter Tron Wallet Address". Below the input field is a blue button labeled "Update Tron Wallet".

The next step is to deposit funds for your Level purchases.



Enter the USD amount you want to deposit. You will be making your deposit in crypto and you have four options Tron, Litecoin, Ether and Bitcoin.

Amount Deposit:

\$ 275


Minimum Deposit:
\$5.00.

Please note: 5.00% deposit fee will be charged to cover payment processor fee.

Payment Mode:
Crypto

Deposit

On the next page click the Pay Using Coinpayments button to be redirected to Coinpayments. Please note you DO NOT need a Coinpayments account. You can pay using any wallet.



When you get to Coinpayments enter your email address, first name and last name and choose the token you will be using to fund. Then click the Complete Checkout button.

Add Fund
Sold by **Crypto Pros Payments**
Feedback: ★★★★★ (100% with 14,293 ratings)

ADDING FUND TO PURCHASE WALLET VIA COINPAYMENTS - ADD FUND 275.00 USD

Select A Coin

0.0096100 BTC	2.2148700 LTC	0.3758900 ETH
10334.564 TRX		

CoinPayments

admin@cryptopros.biz

Frank Hester

Complete Checkout

Cancel & Return

After your click Complete Checkout a pop up will appear. You need to go to your wallet and send the exact crypto displayed through six decimal points to the address displayed.

Crypto Pros Payments - ★★★★★ (100% with 14,293 ratings)

Amount Remaining	Address	Time Left
10334.56409000 TRX >	TVWvmCfDZbbgmistH1bFK19vANTWYJsreX	1:59:50

Make sure to send enough to cover any coin transaction fees!

Payment ID: CPEL3DYLGZ9KXUEPQPCG1HSJBZ

What to do next? +

What if I accidentally don't send enough? +

If you have followed the directions as given and sent the exact crypto through six decimal points your payment will complete and the funds will deposit into your account within 20-30 minutes.

Please look for the emails from Coinpayments and read all of them you receive as they provide the status of your payment. If you have questions regarding your deposit I will need the information from these emails to provide assistance. One of the emails will let you know your payment has been received. When you get this email your funds should be in your account about 10 minutes later.

When you see the funds appear in your available balance you are ready to make your purchase. On the Overview or Dashboard page you will see all ten 2 x 3 matrices displayed. Click the BUY NOW button.



You will be redirected to the purchase positions page where you can make your purchase using your Available Funds.

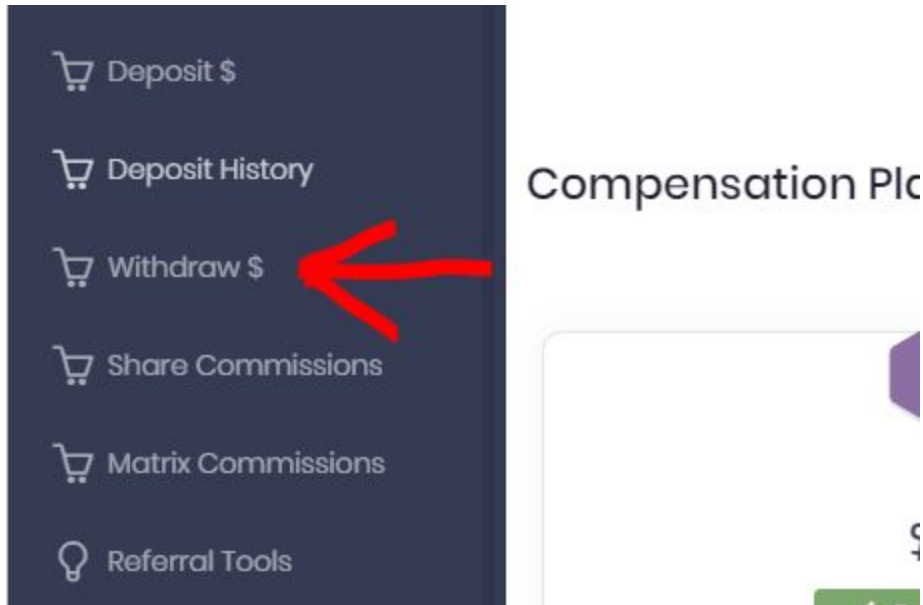
If you do not have enough to purchase the level please click here to deposit.

Payment Mode:

Account Balance (TRX 148.930295) ▼

Purchase

When you have earnings and are ready to withdraw go to this link.



Please note all withdrawals will be paid via TRON (TRX). We do this because the transaction fees are only a few cents so you get most of your withdrawal in your wallet instead of paying the high transaction fees of other coins. Enter the USD you wish to withdraw and then click the red Withdraw Funds button. You have access to your funds 24/7 as we have the withdrawal programmed to process automatically on a 30 minute sweep. The USD will aut convert to TRX at whatever price TRX is at Coinpayments at the time of payout.

Your Unpaid Balance: \$248.763574

You are receiving your withdrawal in TRON (TRX). Your withdrawal will convert from USD to TRX at the time of payout based on the TRX price at Coinpayments. Minimum Manual Withdrawal is \$10

Request Withdrawal

\$

25

Tron Wallet Address

[Redacted]

Withdraw Funds

Summary

Each of the 10 levels will need to be manually purchased. However, when you have earned 300% total income from a level the position will auto renew providing you have enough funds in your available balance for the renewal.

If you have any questions please reach out to your sponsor for assistance. If your sponsor can't assist please feel free to submit a support ticket.